

SPECIFICATIONS

Electrical Ratings	50mA @ 48VDC
Electrical Life	100,000 cycles typical
Contact Resistance	< 50 mΩ initial
Actuation Force	180+/- 50gF
Actuator Travel	.30 +/- .15mm
Dielectric Strength	1000Vrms min
Insulation Resistance	> 100MΩ min
Operating Temperature	-40°C to 85°C
Storage Temperature	-40°C to 85°C



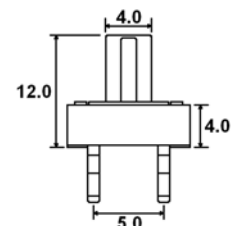
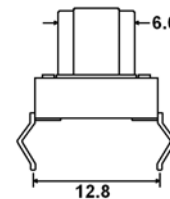
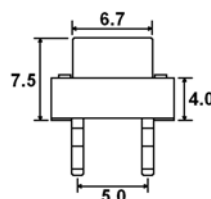
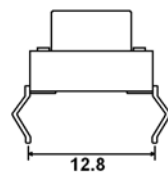
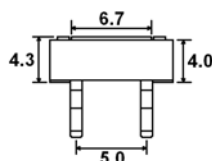
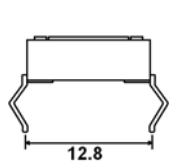
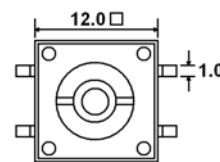
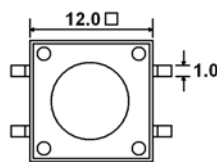
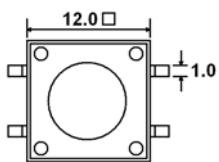
MATERIALS ←RoHS COMPLIANT

Actuator	6/6 Nylon
Housing	6/6 Nylon
Cover	Polyester
Contacts	Phosphor Bronze, Silver Plated
Terminals	Brass, Silver Plated

ORDERING INFORMATION

1. Series:	CT1103	G	F180	C141
CT1103				
2. Actuator Options:				
A				
B				
C				
T				
G				
E				
3. Actuation Force:				
F180 = 180gF				
4. Caps:	Cap Colors:			
Blank = No Cap	C16	C22	**See Cap Options for color availability ** Caps available with G actuator only	
C11	C17	C24		
C12	C18	C25		
C13	C19			
C14	C20			
C15	C21			

DIMENSIONS

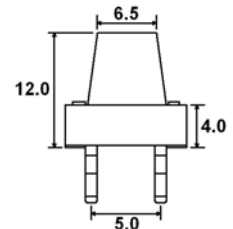
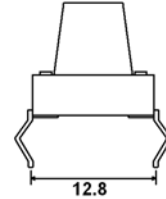
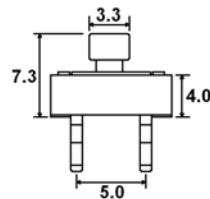
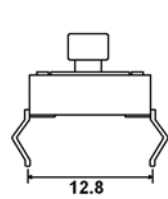
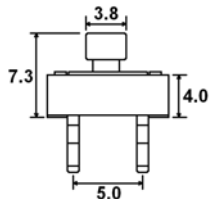
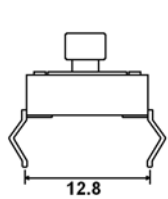
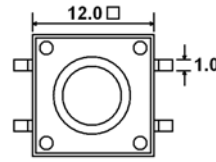
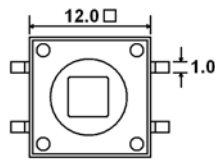
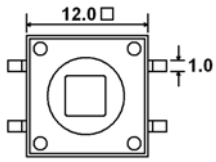


CT1103A

CT1103B

CT1103C

DIMENSIONS

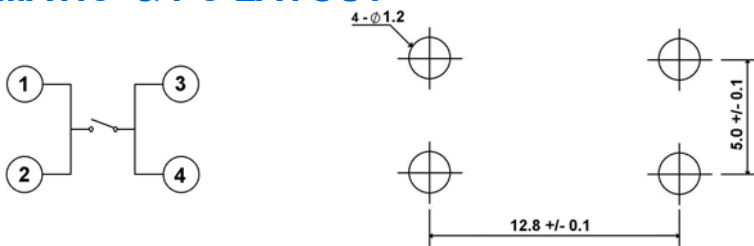


CT1103T







CT1103G

CT1103E


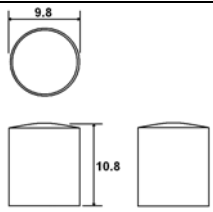

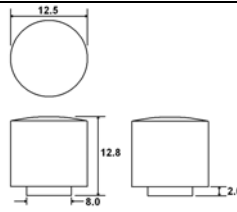

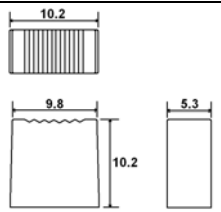
SCHEMATIC & PC LAYOUT


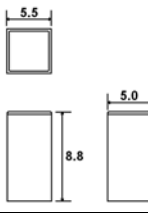

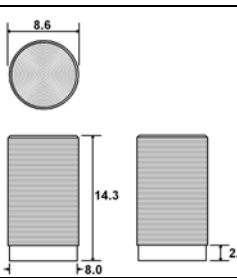

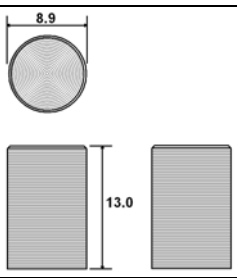


CAP OPTIONS ←FOR G ACTUATOR

					
<p>C11_ 1 = White, 2 = Black, 3 = Red Contact Factory for other available colors</p>		<p>C12_ 1 = White, 2 = Black, 3 = Red Contact Factory for other available colors</p>		<p>C13_ 1 = White, 2 = Black, 3 = Red Contact Factory for other available colors</p>	
					
<p>C14_ 1 = White, 2 = Black, 3 = Red Contact Factory for other available colors</p>		<p>C15_ 2 = Black, 0 = Clear Contact Factory for other available colors</p>		<p>C16_ 1 = White, 2 = Black, 3 = Red, 7 = Blue Contact Factory for other available colors</p>	

CAP OPTIONS ←FOR G ACTUATOR

	 <p>9.8 10.8</p>		 <p>12.5 12.8 8.0 2.0</p>		 <p>10.2 9.8 10.2 5.3</p>
<p>C17_ 2 = Black, 0 = Clear Contact Factory for other available colors</p>		<p>C18_ 1 = White, 2 = Black, 9 = Light Gray Contact Factory for other available colors</p>		<p>C19_ 1 = White, 2 = Black, 3 = Red, 8 = Dark Gray Contact Factory for other available colors</p>	

	 <p>5.5 8.8 5.0</p>		 <p>8.6 14.3 8.0 2.1</p>		 <p>8.9 13.0</p>
<p>C22_ 2 = Black, 8 = Dark Gray, 9 = Light Gray Contact Factory for other available colors</p>		<p>C23_ 0 = Metallic Contact Factory for other available colors</p>		<p>C24_ 0 = Metallic Contact Factory for other available colors</p>	

	 <p>5.5 16.0 12.8 9.4 2.8 14.3</p>
<p>C25_ 2 = Black, 8 = Dark Gray, 9 = Light Gray Contact Factory for other available colors</p>	